

LEGO BINGO!




Match 5 in a row and call out "LEGO!"

LEGO BINGO!




Match 5 in a row and call out "LEGO!"

LEGO BINGO!



Match 5 in a row and call out "LEGO!"

LEGO BINGO!



Match 5 in a row and call out "LEGO!"

LEGO BINGO!



Match 5 in a row and call out "LEGO!"

LEGO BINGO!



Match 5 in a row and call out "LEGO!"

LEGO BINGO!



Match 5 in a row and call out "LEGO!"

LEGO BINGO!




Match 5 in a row and call out "LEGO!"

LEGO BINGO!




Match 5 in a row and call out "LEGO!"

LEGO BINGO!



Match 5 in a row and call out "LEGO!"

LEGO BINGO!



Match 5 in a row and call out "LEGO!"

LEGO BINGO!



Match 5 in a row and call out "LEGO!"

LEGO BINGO!




Match 5 in a row and call out "LEGO!"

LEGO BINGO!



Match 5 in a row and call out "LEGO!"

LEGO BINGO!



Match 5 in a row and call out "LEGO!"

LEGO BINGO!



Match 5 in a row and call out "LEGO!"

LEGO BINGO!




Match 5 in a row and call out "LEGO!"

LEGO BINGO!




Match 5 in a row and call out "LEGO!"

LEGO BINGO!




Match 5 in a row and call out "LEGO!"

LEGO BINGO!



Match 5 in a row and call out "LEGO!"

LEGO BINGO!



Match 5 in a row and call out "LEGO!"

LEGO BINGO!



Match 5 in a row and call out "LEGO!"

LEGO BINGO!



Match 5 in a row and call out "LEGO!"

LEGO BINGO!



Match 5 in a row and call out "LEGO!"

LEGO BINGO!



Match 5 in a row and call out "LEGO!"

LEGO BINGO!




Match 5 in a row and call out "LEGO!"

LEGO BINGO!



Match 5 in a row and call out "LEGO!"

LEGO BINGO!



Match 5 in a row and call out "LEGO!"

LEGO BINGO!




Match 5 in a row and call out "LEGO!"

LEGO BINGO!



Match 5 in a row and call out "LEGO!"



Picture Cards and Instructions

Lego Bingo is just like regular bingo except instead of calling out numbers, you will call out the names of lego pieces for the children to find on their bingo cards.

1. Print out enough bingo cards on a **color** printer so each child has a different card. There are 30 provided for you (2 per sheet). Simply print out these pages, then cut them in half to separate the bingo cards.
2. Cut out the Picture Cards from this page and mix them up inside a hat, bag, or bucket.
3. Give each child 25 counters (we suggest using small lego pieces, beans, pennies, or other small objects) and a bingo card.
4. To play, draw one picture card from the pile and read it's name out loud (for example, "green leaf") and ask the children to cover the matching image on their bingo card using their counters. Show them the picture so they can see it. Note: A free space is already provided in the middle of each card.
5. The first child to get 5-in-a-row either up, down, or diagonally calls out "LEGO" and wins a prize!